

Program Management Interactive Dashboard

“Islands Seascape” demonstration program



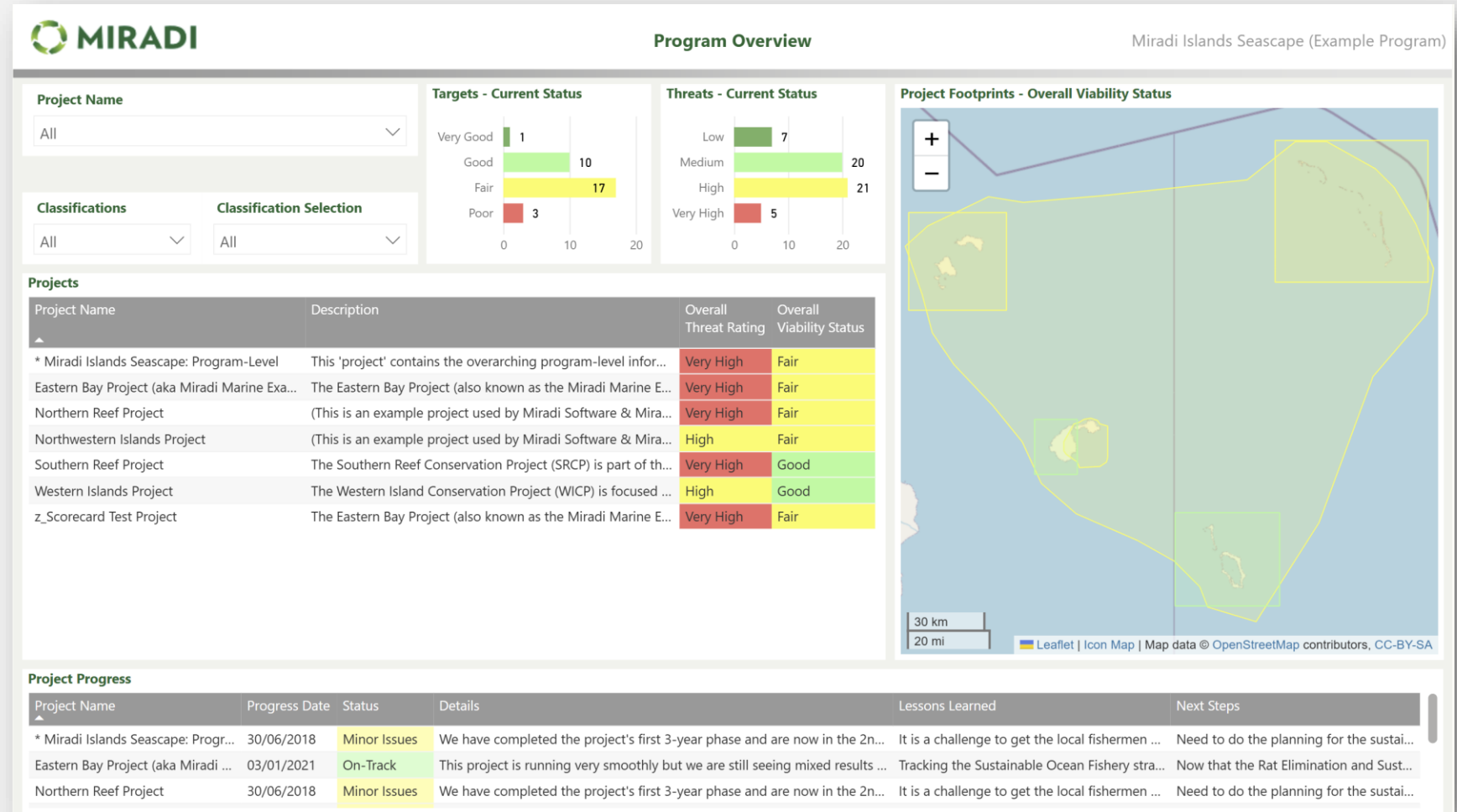
Overview of a Program and its Projects



What are the projects being managed to achieve the overall Program?

View a map and summary information for all Projects within a Program.

- See the overall health (“viability”) of key values being managed by each Project .
- See the overall degree of threat impacting on each Project’s values.
- View current progress for each project.
- Drill to see specific details, lessons being learned, and planned next-steps.



Manage each Project within the Program

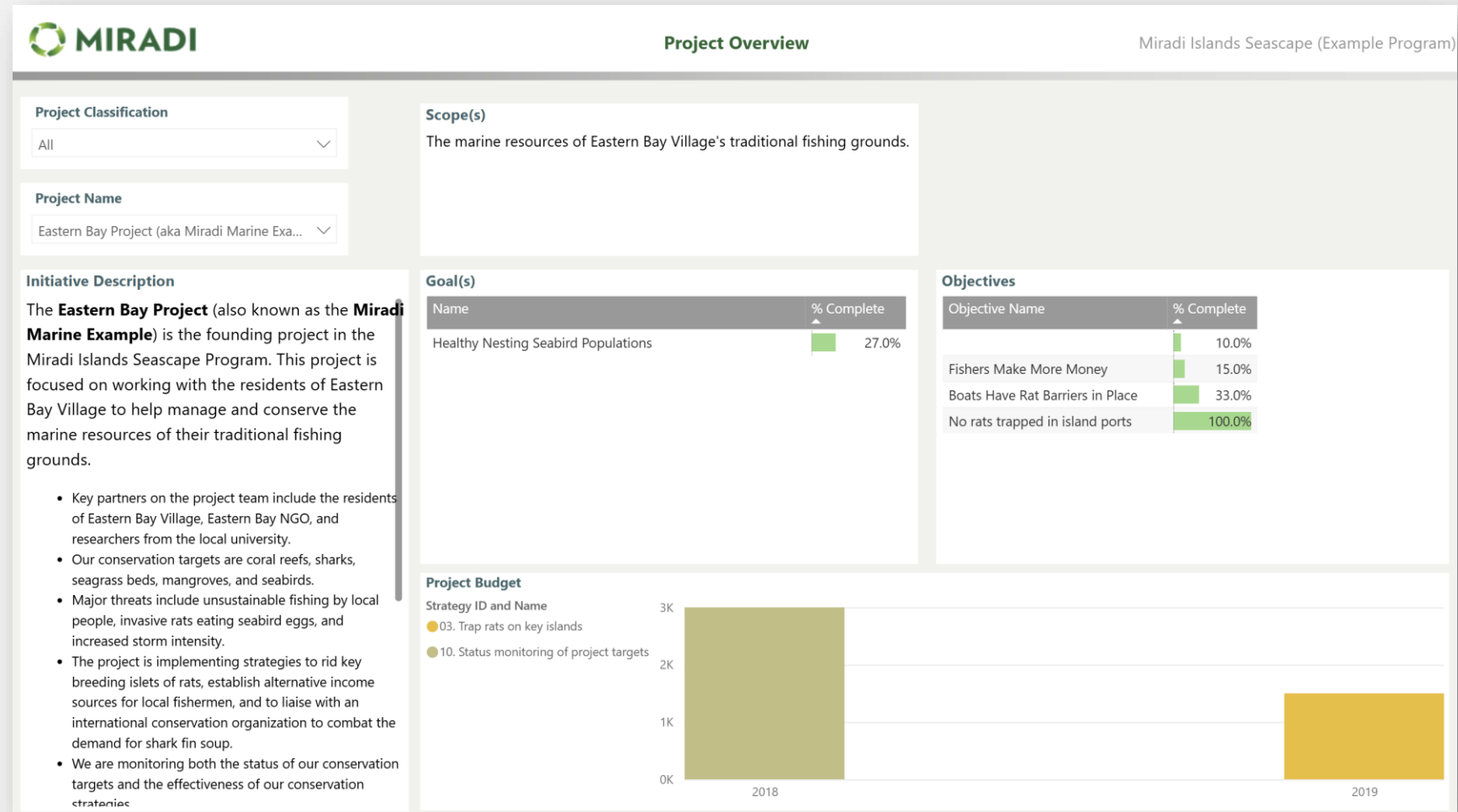
See details of the values that each project is trying to maintain or improve, the factors threatening the health of those values, the actions we aim to take, and the budget required. As time moves on, monitor progress of those actions.



What are we aiming to achieve, and what is the overall cost?

View high-level details for any single Project within the Program.

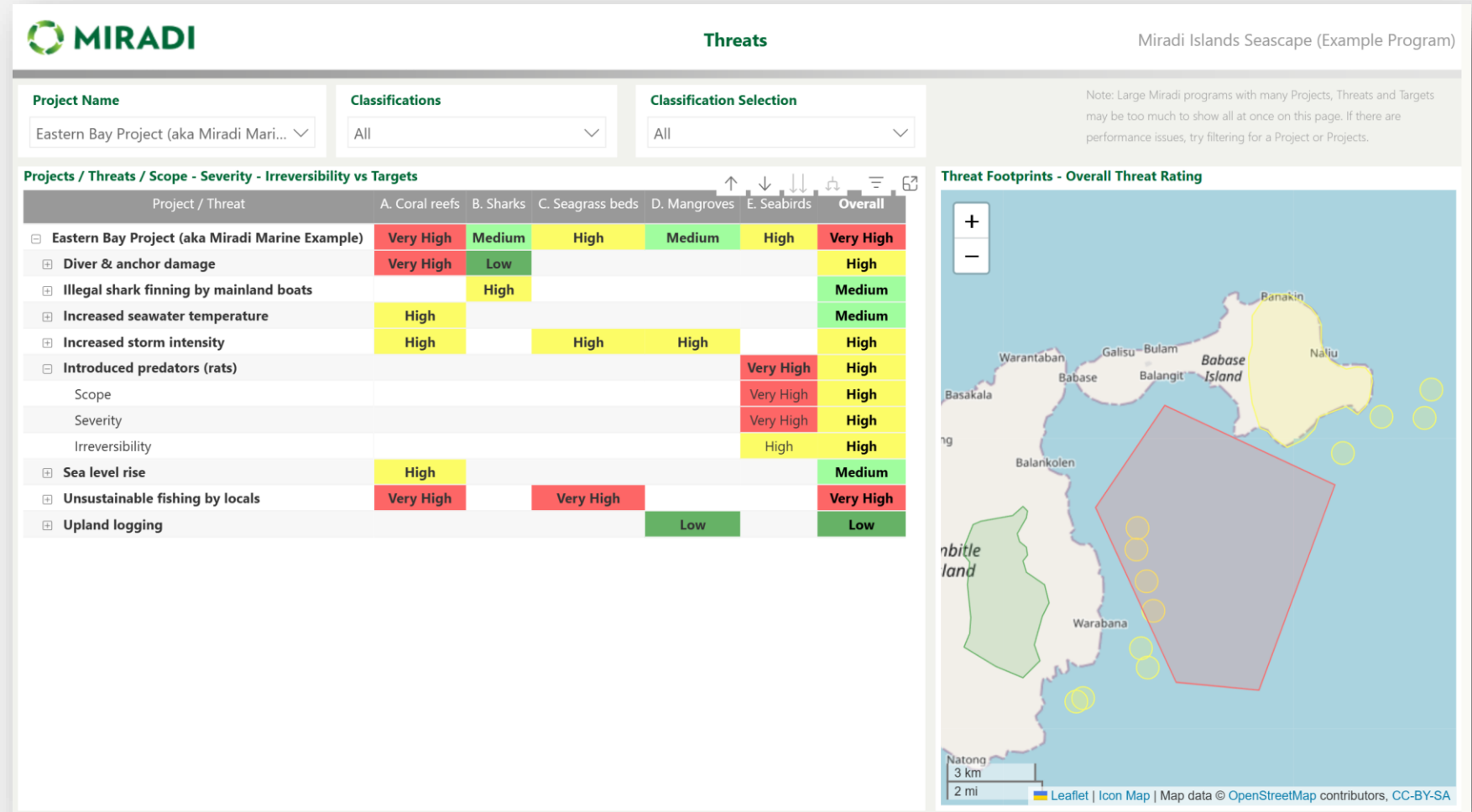
- See project description, and scope
- View progress on the project's Goals (improvement to Target health) and Objectives (achievement of interim outcomes)
- View project budget, broken down by year and specific actions



What is threatening the health of our key values?

Analyse the Threats impacting on each project's key values


- View the degree of threat on each value, to help determine priorities for action.
- Drill to see the elements assessed to determine the degree of threat.
- Understand the priority actions needed to address the threats.



What actions, effort & expenses are required to achieve our outcomes?

View the effort (work-days) and expenses for the actions within each Project in the Program.

- See all actions and sub-activities planned for the project, including latest status.
- See the number of work-days expected to be required for each action, over multiple years.
- See the expenses required for each action, over multiple years.


Activity Progress
Miradi Islands Seascape (Example Program)

Project Name

Funding Source Name

Date

Progress Status

Project / Results Chain / Strategy / Activity	Progress Status
[-] Eastern Bay Project (aka Miradi Marine Example)	On-Track
[-] RC1. Rat Elimination	On-Track
[-] 02. Policy to mandate rat barriers on visiting boats	Minor Issues
[-] 03. Trap rats on key islands	On-Track
[-] RC2. Sustainable Ocean Fishery	Major Issues
[-] 01. Develop Sustainable Ocean Fishery	Major Issues
[-] RCM. Status Monitoring of Project Targets	Unspecified
[-] 10. Status monitoring of project targets	On-Track

Work Units

Project Name	2017	2018	2019	Total
[-] Eastern Bay Project (aka Miradi Marine Exa...	388	585	503	1,476
[-] RC1. Rat Elimination	228	123	28	379
[-] 02. Policy to mandate rat barriers on visi...	42	91	22	155
[-] 03. Trap rats on key islands	186	32	6	224
R2-1. Select priority islands for rat elimina...	10			10
R2-2. Survey islands to determine suitabili...	126			126
R2-3. Implement initial control efforts	48	30		78
RM2. Count rats caught in traps / check f...	2	2	6	10
[-] RC2. Sustainable Ocean Fishery	110	450	150	710
Total	388	585	503	1,476


Projected Expenses

Project Name	2018	2019	Total
[-] Eastern Bay Project (aka Miradi Marine Exam...	3,000	1,500	4,500
[-] RC1. Rat Elimination		1,500	1,500
[-] 03. Trap rats on key islands		1,500	1,500
RM2. Count rats caught in traps / check fo...		1,500	1,500
[-] RCM. Status Monitoring of Project Targets	3,000		3,000
Total	3,000	1,500	4,500

Do we have enough capacity to deliver the required actions?

Manage the overall project work-plan

- View work-days needed for each action, by year; drill to quarters / months for fine-tuning.
- View the workload for each person and group working on the project.
- Drill to see days broken down by action, to enable rebalancing of work and ensure people aren't over-committed.


Workplan - People
Miradi Islands Seascape (Example Program)

Project Name

Classifications

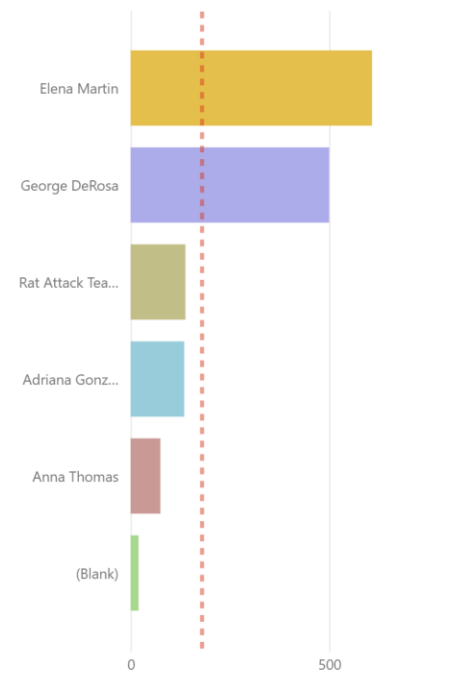
Classification Selection

Funding Source Name

Date

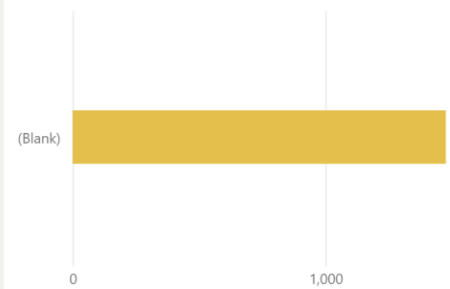
People and their Work Days Assigned

Full Name ● Elena Martin ● George DeRosa ● Rat Attack Team ▶



Classifications and their Work Days Assigned

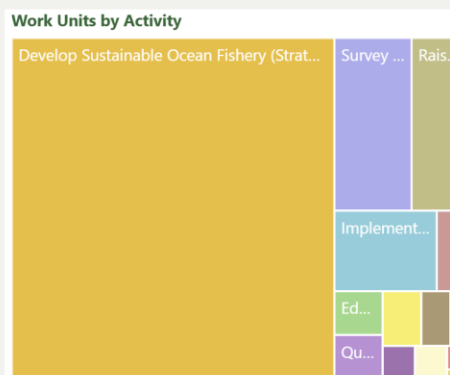
Classification S... ● (Blank)



Detailed Work Assignments

Full Name	2017	2018	2019	Total
			20	20
Eastern Bay Project (aka Miradi Marine Example)			20	20
RCM. Status Monitoring of Project Targets			20	20
Adriana Gonzalez	114	18	3	135
Eastern Bay Project (aka Miradi Marine Example)	114	18	3	135
RC1. Rat Elimination	94	6	3	103
RCM. Status Monitoring of Project Targets	20	12		32
Anna Thomas		60	15	75
Eastern Bay Project (aka Miradi Marine Example)		60	15	75
RC1. Rat Elimination		60	15	75
Elena Martin	70	276	262	608
Eastern Bay Project (aka Miradi Marine Example)	70	276	262	608
RC1. Rat Elimination	30	26	7	63
RC2. Sustainable Ocean Fishery	40	250	250	540
RCM. Status Monitoring of Project Targets			5	5
George DeRosa	100	200	200	500
Eastern Bay Project (aka Miradi Marine Example)	100	200	200	500
RC2. Sustainable Ocean Fishery	100	200	200	500
Rat Attack Team	104	31	3	138
Eastern Bay Project (aka Miradi Marine Example)	104	31	3	138
RC1. Rat Elimination	104	31	3	138
Total	388	585	503	1,476

Work Units by Activity



Is the work happening as expected?

Assess progress of planned actions

- View summary of progress for all planned actions for any project within the program
- Drill to specific actions to see status details, and recent progress of all sub-activities

MIRADI Actions Progress Miradi Islands Seascape (Example Program)

Project Name: Eastern Bay Project (aka Miradi Marine Exa...)

Progress Status

Results Chain ID and Name	Progress Status
RC1. Rat Elimination	On-Track
02. Policy to mandate rat barriers on visiting boats	Minor Issues
R1-1. Research rat barrier technology to inform policy	On-Track
R1-2. Educate ministry officials	On-Track
R1-3. Raise awareness with tourists (if needed)	Minor Issues
RM1. Survey boats for rat barriers	Minor Issues
03. Trap rats on key islands	On-Track
Example activity	Major Issues
R2-1. Select priority islands for rat elimination (program)	Completed
R2-2. Survey islands to determine suitability	On-Track
R2-3. Implement initial control efforts	On-Track
RM2. Count rats caught in traps / check for predation	On-Track
RC2. Sustainable Ocean Fishery	Major Issues
01. Develop Sustainable Ocean Fishery	Major Issues
RCM. Status Monitoring of Project Targets	Unspecified
10. Status monitoring of project targets	On-Track
Total	

Project Progress Reports

Eastern Bay Project (aka Miradi Marine Example)

Progress: 1/3/2021 - **On-Track**

Details:
This project is running very smoothly but we are still seeing mixed results for our targets despite our actions. Most targets are holding steady or improving slightly, but the extent of mangroves continues to decline. This is not surprising since the strategies for this geography have focused primarily on eliminating rats and improving fisheries over the past few years.

Strategy Progress Reports

Eastern Bay Project (aka Miradi Marine Example) - 02. Policy to mandate rat barriers on visiting boats

Progress: 1/3/2020 - **Minor Issues**

Details:
Overall this strategy continues to go well but we need to explore new approaches to conducting outreach to ministry officials.

Activity Name	Progress Date	Status	Details
Educate ministry officials	02/07/2024	On-Track	Permanent funding has been secured for enforcement
Policy to mandate rat barriers on visiting boats (Strategy)			
Raise awareness with tourists (if needed)	30/06/2018	Minor Issues	(KS) Work just gearing up
Research rat barrier technology to inform policy	30/06/2022	On-Track	Research completed
Survey boats for rat barriers	23/06/2024	Minor Issues	

Monitor achievement of outcomes

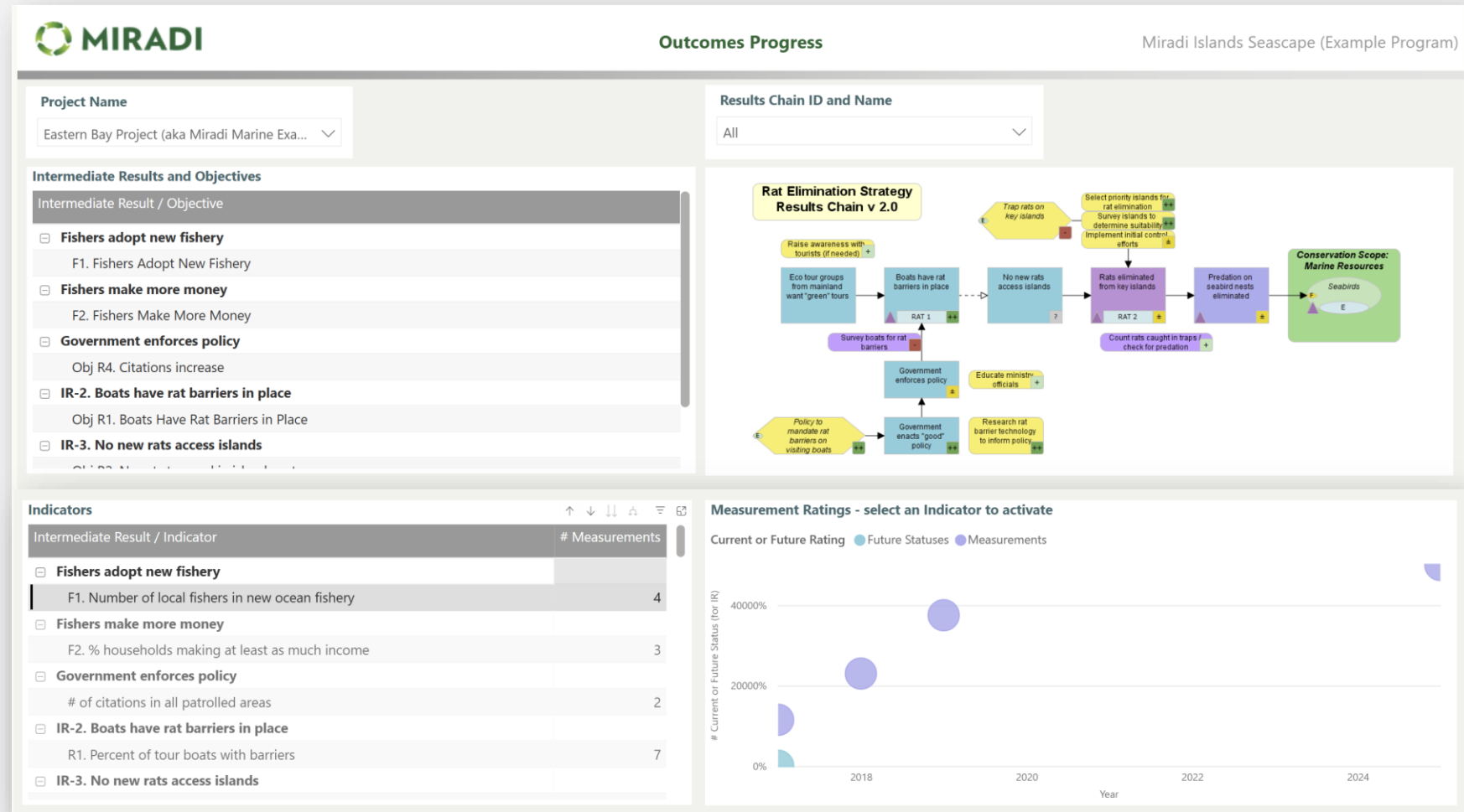
*Assess the results being achieved
through actions taken, then adapt future
plans.*



Are we making progress towards our intermediate results?

View progress towards the project's planned Outcomes

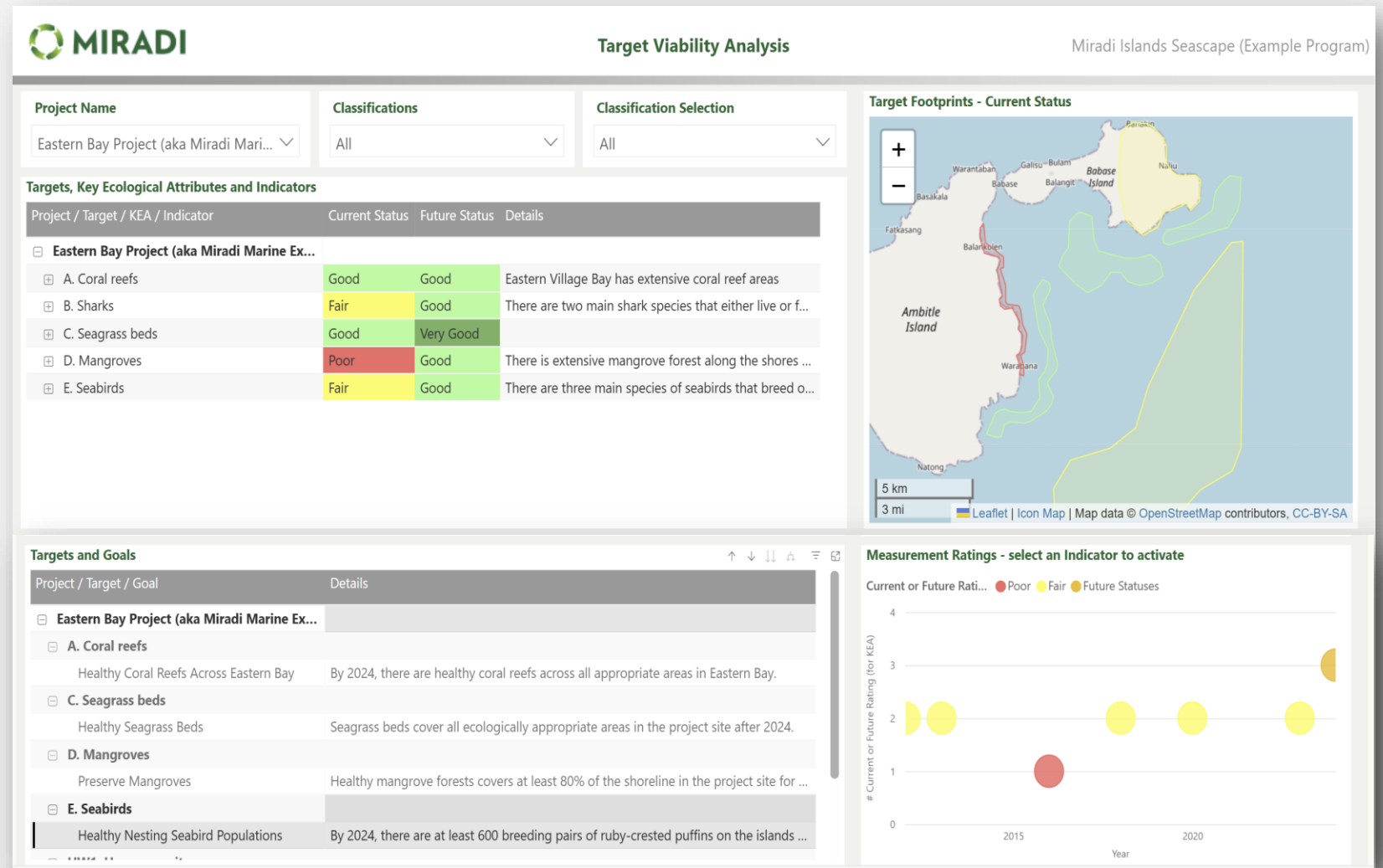
- View diagrammatic Theory of Change depicting how those outcomes are expected to be achieved – the actions to be taken (yellow) and intermediate results expected to be seen (blue).
- View details of all intermediate results and related objectives.
- View all Indicators, measurements-to-date, and desired future value, to monitor progress towards each Intermediate result.



Are we achieving our Outcomes? Is the health of our key values being improved?

The ultimate outcome of any project is improvement in the health of the values that the project is aiming to protect.

- Analyse each project's progress towards improving the health (viability) of each key value (Targets)
- See the current and desired future status of all key values.
- Drill to see the specific Key Attributes used to assess health.
- For each Target, view Goals and associated Indicators, with a chart of measurements—to-date and desired future value, to assess progress for each key value.
- Based on results being achieved, adapt the project's plan and future actions.



Program Management Interactive Dashboard

